



- + REDUCED LOSSES DURING PARTIAL SHADING
- + HIGHER YIELD: MORE REFLECTION ON CELL SURFACE
- + APPLICATIONS: INDUSTRIAL, COMMERCIAL AND RESIDENTIAL POWER PLANTS
- + ECO: ESPECIALLY ECONOMIC AND RELIABLE



product guarantee¹



linear performance guarantee¹




ECO LINE HALF CELL M120 / 310 - 330 W

MONOCRYSTALLINE MODULE FAMILY. BLACK FRAME



Longlife tested



Power proofed



Safety provided



Selection of components



Cross-linking degree test



Performance surplus of 0 Wp to 6.49 Wp



100% PID free cells



Special packing to avoid micro cracks in the cells



German warranty

ECO LINE HALF CELL M120 / 310 - 330 W

Monocrystalline module family

Module type LX - XXXM/156-120+ | XXX = Rated power Pmpp

Electrical data at STC

Rated power Pmpp [Wp]	310.00	315.00	320.00	325.00	330.00
Pmpp range to	316.49	321.49	326.49	331.49	336.49
Rated current Impp [A]	9.35	9.41	9.47	9.53	9.59
Rated voltage Vmpp [V]	33.21	33.51	33.83	34.14	34.46
Short-circuit current Isc [A]	9.79	9.85	9.92	9.98	10.04
Open-circuit voltage Uoc [V]	39.48	39.85	40.22	40.60	40.97
Efficiency at STC up to	19.05%	19.35%	19.65%	19.95%	20.25%
Efficiency at 200 W/m ²	17.94%	18.27%	18.60%	18.95%	19.29%

Electrical data at NOCT

Power at Pmpp [Wp]	229.13	233.06	237.05	241.10	245.20
Rated current Impp [A]	7.48	7.53	7.59	7.64	7.70
Rated voltage Vmpp [V]	30.65	30.96	31.25	31.54	31.84
Short-circuit current Isc [A]	7.90	7.95	8.01	8.06	8.11
Open-circuit voltage Uoc [V]	36.44	36.79	37.15	37.51	37.87

Specification as per STC (Standard test conditions): irradiance 1000 W/m² | module temperature 25°C | Air Mass = 1.5
 NOCT (nominal operating cell temperature): irradiance 800 W/m² | wind speed 1 m/sec | ambient temperature 20°C | cell operating temperature 45 +/- 2°C | Air Mass = 1.5

Limiting values

Max. system voltage [V]	1000 V or 1500 V
Max. return current [I]	25 A
Operating Temperature	-40 to 85°C
Safety class	II
Max. tested pressure load [Pa] ²	5400
Max. tested tensile load [Pa] ²	2400

Temperature coefficient

Temperature coefficient [V] [I] [P]	-0.30% /°C 0.055% /°C -0.40% /°C
---	--------------------------------------

Specifications

Number of cells (matrix)	120 (6 x 20) 156 mm x 78 mm
Module dimensions (LxWxH) ³ Weight	1675 mm x 992 mm x 35 mm 18.5 kg
Front-side glass	3.2 mm tempered highly transparent, anti-reflection solar glass
Frame	stable, anodised aluminium frame
Junction Box	At least IP68
Cable	symmetrical cable lengths > 1.1 m and 1.1 m, 4 mm ² solar cable
Diodes	3 Schottky Diodes
Plug-in connection	MC4 or equivalent (IP67)
Hail test (max. hailstorm)	∅ 45 mm impact velocity 23 m/s ± 83 km/h

The specifications and average values can vary slightly. Relevant is the corresponding data of the individual measurement. Specifications are subject to change without notice. Measurement tolerance depending on equipment: rated power +/- 3%, other values +/- 10%. All information given in this data sheet corresponds to DIN EN 50380. A potential light-induced degradation of the power after commissioning is not considered here. Further information in the installation manuals.

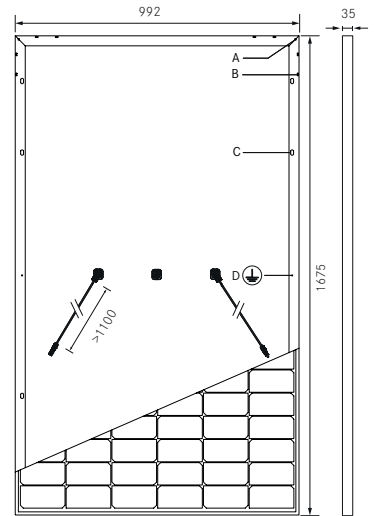
1 The specific warranty conditions are given under www.luxor-solar.com/download.htm

2 Horizontal mounted

3 Tolerance L/W = +/- 3 mm, H +/- 2mm, the dimensions given in the order confirmation will be decisive

4 Location and dimensions of holes on request

Back - / Front -/ Side view³

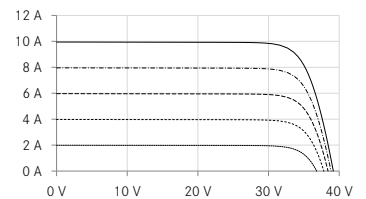


Drilled holes⁴

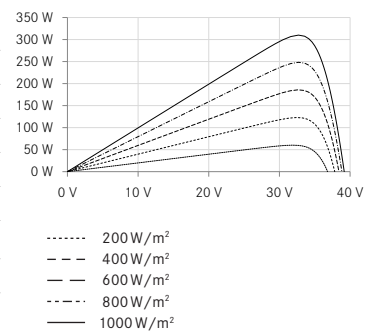
- A: 4 x drainage
- B: 16 x ventilation
- C: 8 x mounting
- D: 2 x earthing

Electrical characteristics

UI-diagram e.g. LX-310M/156-120+



UP-diagram e.g. LX-310M/156-120+



Luxor. your specialised company



IEC
IEC 61215
IEC 61730



Guidelines:
93/68/EEC
2014/35/EU, (LVD)
2014/30/EU, (EMC)

The validity of the certificates/listings for a specific country has to be examined under:
www.luxor-solar.com/download.htm