

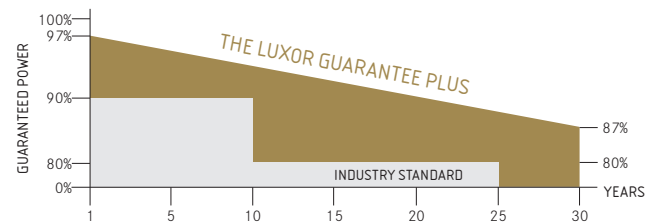
- + DOUBLE GLASS: HIGHER MECHANICAL STABILITY AND FIRE SAFETY
- + BIFACIAL: BETTER YIELD THROUGH DOUBLE-SIDED POWER GENERATION
- + REDUCED LOSSES DURING PARTIAL SHADING
- + APPLICATION: WHEREVER LONGEVITY AND ROBUSTNESS ARE REQUIRED
- + ECO: ESPECIALLY ECONOMIC AND RELIABLE



product guarantee<sup>1</sup>



linear performance guarantee<sup>1</sup>




## ECO LINE HALF CELL GLASS-GLASS BIFACIAL M120 / 320-340 W

MONOCRYSTALLINE MODULE FAMILY, TRANSPARENT, FRAMELESS



Longlife tested



Power proofed



Safety provided




Selection of components



Back glass



Performance surplus of 0 Wp to 6.49 Wp



Higher heat dispensing



100% PID free cells



German warrantor

# ECO LINE HALF CELL GLASS-GLASS BIFACIAL

## M120 / 320-340 W, TRANSPARENT, FRAMELESS

Monocrystalline module family

Module type LX - XXXM/158-120+ GG | XXX = Rated power P<sub>mp</sub>

### Electrical data at STC

	320.00	325.00	330.00	335.00	340.00
Rated power P <sub>mp</sub> [Wp]	320.00	325.00	330.00	335.00	340.00
P <sub>mp</sub> range to	326.49	331.49	336.49	341.49	346.49
Rated current I <sub>mp</sub> [A]	9.71	9.77	9.83	9.89	9.95
Rated voltage V <sub>mp</sub> [V]	32.99	33.29	33.59	33.89	34.20
Short-circuit current I <sub>sc</sub> [A]	10.17	10.23	10.29	10.36	10.42
Open-circuit voltage U <sub>oc</sub> [V]	39.23	39.59	39.94	40.30	40.66
Efficiency at STC up to	18.83%	19.12%	19.41%	19.70%	19.98%
Efficiency at 200 W/m <sup>2</sup>	18.27%	18.55%	18.83%	19.12%	19.41%

### Electrical data at NOCT

	236.44	240.36	244.35	248.39	252.48
Power at P <sub>mp</sub> [Wp]	236.44	240.36	244.35	248.39	252.48
Rated current I <sub>mp</sub> [A]	7.76	7.82	7.87	7.93	7.99
Rated voltage V <sub>mp</sub> [V]	30.46	30.75	31.03	31.32	31.60
Short-circuit current I <sub>sc</sub> [A]	8.21	8.26	8.31	8.36	8.42
Open-circuit voltage U <sub>oc</sub> [V]	36.21	36.55	36.89	37.23	37.58

Specification as per STC (Standard test conditions): irradiance 1000 W/m<sup>2</sup> | module temperature 25°C | Air Mass = 1.5  
 NOCT (nominal operating cell temperature): irradiance 800 W/m<sup>2</sup> | wind speed 1 m/sec | ambient temperature 20°C | cell operating temperature 45 +/- 2°C | Air Mass = 1.5

### Bifacial Gain\* (e.g. LX-335M/158-120+ GG)

	5%	10%	15%	20%	25%
Backside power gain [Wp]	5%	10%	15%	20%	25%
Rated power P <sub>mp</sub> [Wp]	346.50	363.00	379.50	396.00	412.50
Rated current I <sub>mp</sub> [A]	10.33	10.82	11.31	11.80	12.29
Rated voltage V <sub>mp</sub> [V]	39.94	39.94	39.94	39.94	39.94
Short-circuit current I <sub>sc</sub> [A]	10.80	11.32	11.83	12.35	12.86
Open-circuit voltage U <sub>oc</sub> [V]	40.30	40.30	40.30	40.30	40.30

\*depending on the reflection of the underlying surface

### Limiting values

Max. system voltage [V]	1000 or 1500 V
Max. return current [I]	20 A
Operating Temperature	-40 to 85°C
Safety class	II
Max. tested pressure load [Pa] <sup>2</sup>	5400
Max. tested tensile load [Pa] <sup>2</sup>	2400

### Temperature coefficient

Temperature coefficient [V]   [I]   [P]	-0.30% /°C   0.055% /°C   -0.40% /°C
---	--------------------------------------

### Specifications

Number of cells (matrix)	120 (6 x 20)   158 mm x 79 mm
Module dimensions (L x W x H) <sup>3</sup>   Weight	1714 mm x 1002 mm x 6 mm   20 kg
Front-side glass	2 mm tempered, highly transparent, anti-reflection solar glass
Back-side glass	2 mm tempered, highly transparent solar glass
Frame	Frameless
Junction Box	At least IP67
Cable	Symmetrical cable lengths > 1.1 m and 1.1 m, 4 mm <sup>2</sup> solar cable
Diodes	3 Schottky Diodes
Connectors	MC4 or equal (IP67)
Hail test (max. hailstorm)	∅ 45 mm   impact velocity 23 m/s ± 83 km/h

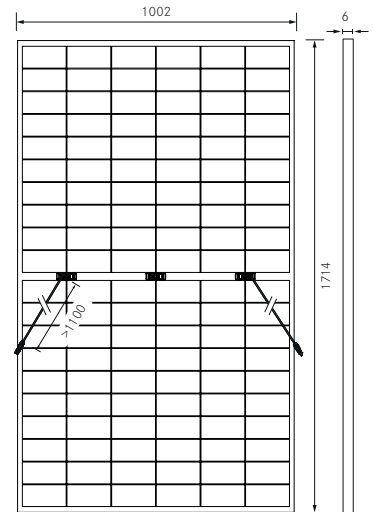
The specifications and average values can vary slightly. Relevant is the corresponding data of the individual measurement. Specifications are subject to change without notice. Measurement tolerance depending on equipment: rated power +/- 3%, other values +/- 10%. All information given in this data sheet corresponds to DIN EN 50380. A potential light-induced degradation of the power after commissioning is not considered here. Further information in the installation manuals.

1 The specific warranty conditions are given under [www.luxor-solar.com/download.htm](http://www.luxor-solar.com/download.htm)

2 Horizontal mounted

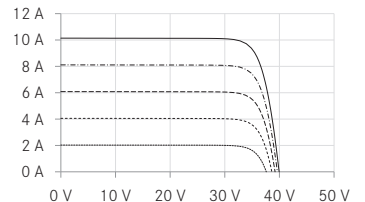
3 Tolerance L/W = +/- 3 mm. H +/- 2mm, the dimensions given in the order confirmation will be decisive

### Back - / Front - / Side view<sup>3</sup>

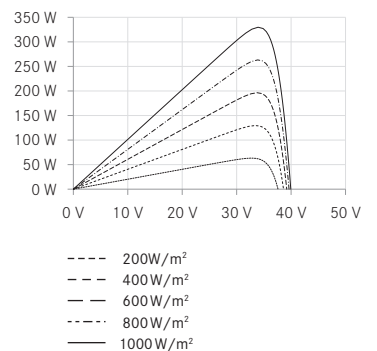


### Electrical characteristics

UI-diagram e.g. LX-330M/158-120+ GG



UP-diagram e.g. LX-330M/158-120+ GG



--- 200W/m<sup>2</sup>  
 - - - 400W/m<sup>2</sup>  
 - - - 600W/m<sup>2</sup>  
 - - - 800W/m<sup>2</sup>  
 — 1000W/m<sup>2</sup>



Guidelines:  
 93/68/EEC  
 2014/35/EU, (LVD)  
 2014/30/EU, (EMC)

The validity of the certificates/listings for a specific country has to be examined under:  
[www.luxor-solar.com/download.htm](http://www.luxor-solar.com/download.htm)

Luxor, your specialised company