

- + REDUCED LOSSES DURING PARTIAL SHADING
- + HIGHER YIELD: MORE REFLECTION ON CELL SURFACE
- + APPLICATIONS: ALL-ROUNDER FOR ALL SYSTEMS IN THE DIMENSIONS 1:2
- + ECO: ESPECIALLY ECONOMIC AND RELIABLE



product guarantee¹



linear performance guarantee¹



ECO LINE HALF CELL P144 / 340 - 360 W

POLYCRYSTALLINE MODULE FAMILY



Longlife tested



Power proofed



Safety provided



Selection of components



Cross-linking degree test



Performance surplus of 0 Wp to 6.49 Wp



100% PID free cells



Special packing to avoid micro cracks in the cells



German warrantor

ECO LINE HALF CELL P144 / 340 - 360 W

Polycrystalline module family

Module type LX - XXXP/156-144+ | XXX = Rated power P_{mpp}

Electrical data at STC

Rated power P _{mpp} [Wp]	340.00	345.00	350.00	355.00	360.00
P _{mpp} range to	346.49	351.49	356.49	361.49	366.49
Rated current I _{mpp} [A]	8.86	8.92	8.99	9.05	9.10
Rated voltage V _{mpp} [V]	38.41	38.69	38.99	39.28	39.57
Short-circuit current I _{sc} [A]	9.38	9.44	9.51	9.58	9.63
Open-circuit voltage U _{oc} [V]	47.12	47.48	47.83	48.19	48.56
Efficiency at STC up to	17.46%	17.72%	17.97%	18.22%	18.47%
Efficiency at 200 W/m ²	16.72%	16.96%	17.22%	17.47%	17.70%

Electrical data at NOCT

Power at P _{mpp} [Wp]	252.15	256.11	260.41	264.47	268.29
Rated current I _{mpp} [A]	7.08	7.14	7.20	7.26	7.31
Rated voltage V _{mpp} [V]	35.60	35.89	36.16	36.44	36.71
Short-circuit current I _{sc} [A]	7.57	7.62	7.68	7.73	7.78
Open-circuit voltage U _{oc} [V]	43.50	43.84	44.18	44.53	44.88

Specification as per STC (Standard test conditions): irradiance 1000 W/m² | module temperature 25°C | Air Mass = 1.5
 NOCT (nominal operating cell temperature): irradiance 800 W/m² | wind speed 1 m/sec | ambient temperature 20°C | cell operating temperature 45 +/- 2°C | Air Mass = 1.5

Limiting values

Max. system voltage [V]	1000 V or 1500 V
Max. return current [I]	25 A
Operating Temperature	-40 to 85°C
Safety class	II
Max. tested pressure load [Pa] ²	5400
Max. tested tensile load [Pa] ²	2400

Temperature coefficient

Temperature coefficient [V] [I] [P]	-0.30% /°C 0.05% /°C -0.40% /°C
---	-------------------------------------

Specifications

Number of cells (matrix)	144 (6 x 24) 156 mm x 78 mm
Module dimensions (LxWxH) ³ Weight	2000 mm x 992 mm x 40 mm 24 kg
Front-side glass	3.2 mm tempered highly transparent, anti-reflection solar glass
Frame	stable, anodised aluminium frame
Junction Box	At least IP67
Cable	symmetrical cable lengths > 1.1 m and 1.1 m, 4 mm ² solar cable
Diodes	3 Schottky Diodes
Plug-in connection	MC4 or equivalent (IP67)
Hail test (max. hailstorm)	∅ 45 mm impact velocity 23 m/s ± 83 km/h

The specifications and average values can vary slightly. Relevant is the corresponding data of the individual measurement. Specifications are subject to change without notice. Measurement tolerance depending on equipment: rated power +/- 3%, other values +/- 10%. All information given in this data sheet corresponds to DIN EN 50380. A potential light-induced degradation of the power after commissioning is not considered here. Further information in the installation manuals.

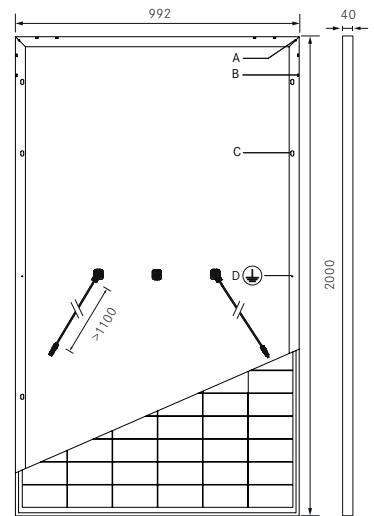
1 The specific warranty conditions are given under www.luxor-solar.com/download.htm

2 Horizontal mounted

3 Tolerance L/W = +/- 3 mm. H +/- 2mm, the dimensions given in the order confirmation will be decisive

4 Location and dimensions of holes on request

Back - / Front -/ Side view³

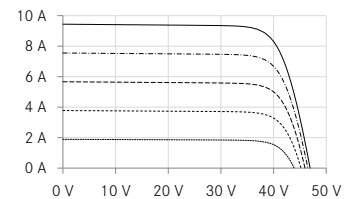


Drilled holes⁴

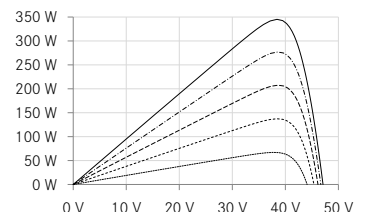
- A: 4 x drainage
- B: 16 x ventilation
- C: 8 x mounting
- D: 2 x earthing

Electrical characteristics

UI-diagram e.g. LX-345P/156-144+



UP-diagram e.g. LX-345P/156-144+



- 200 W/m²
- - - - 400 W/m²
- - - - 600 W/m²
- - - - 800 W/m²
- 1000 W/m²

Luxor, your specialised company



IEC
IEC 61215
IEC 61730



Guidelines:
93/68/EEC
2014/35/EU, (LVD)
2014/30/EU, (EMC)

The validity of the certificates/listings for a specific country has to be examined under:
www.luxor-solar.com/download.htm