



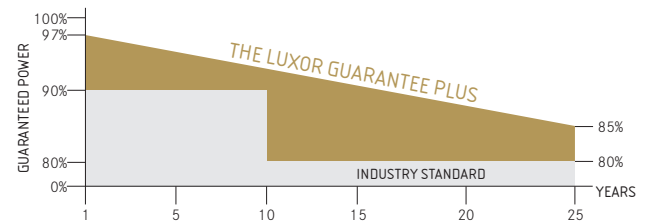
- + REPOWERING
- + CLASSIC DIMENSIONS
- + APPLICATIONS: INDUSTRIAL, COMMERCIAL AND RESIDENTIAL POWER PLANTS
- + ECO: ESPECIALLY ECONOMIC AND RELIABLE



product guarantee<sup>1</sup>



linear performance guarantee<sup>1</sup>



## ECO LINE

## M72/200 – 220 W

### MONOCRYSTALLINE MODULE FAMILY



Longlife tested



Power proofed



Safety provided



Selection of components



Cross-linking degree test



Performance surplus of 0 Wp to 6.49 Wp



100% PID free cells



Special packing to avoid micro cracks in the cells



German warrantor

# ECO LINE M72/200 - 220 W

Monocrystalline module family

Module type LX - XXXM/125-72+ | XXX = Rated power Pmpp

## Electrical data at STC

Rated power Pmpp [Wp]	200.00	205.00	210.00	215.00	220.00
Pmpp range to	206.49	211.49	216.49	221.49	226.49
Rated current Impp [A]	5.50	5.54	5.60	5.63	5.73
Rated voltage Vmpp [V]	36.49	37.14	37.64	38.20	38.53
Short-circuit current Isc [A]	5.85	5.88	5.91	5.94	6.01
Open-circuit voltage Uoc [V]	45.62	45.86	46.09	46.33	46.57
Efficiency at STC up to	16.17%	16.57%	16.96%	17.35%	17.74%
Efficiency at 200 W/m <sup>2</sup>	15.41%	15.69%	15.97%	16.26%	16.84%

## Electrical data at NOCT

Power at Pmpp [Wp]	147.16	150.26	154.10	157.05	161.23
Rated current Impp [A]	4.40	4.43	4.48	4.51	4.58
Rated voltage Vmpp [V]	33.45	33.93	34.42	34.86	35.20
Short-circuit current Isc [A]	4.68	4.70	4.73	4.75	4.81
Open-circuit voltage Uoc [V]	41.81	41.89	42.15	42.28	42.54

Specification as per STC (Standard test conditions): irradiance 1000 W/m<sup>2</sup> | module temperature 25°C | Air Mass = 1.5  
 NOCT (nominal operating cell temperature): irradiance 800 W/m<sup>2</sup> | wind speed 1 m/sec | ambient temperature 20°C | cell operating temperature 45 +/- 2°C | Air Mass = 1.5

## Limiting values

Max. system voltage [V]	1000 V
Max. return current [I]	15 A
Operating Temperature	-40 to 85°C
Safety class	II
Max. tested pressure load [Pa] <sup>2</sup>	5400
Max. tested tensile load [Pa] <sup>2</sup>	2400

## Temperature coefficient

Temperature coefficient [V]   [I]   [P]	-0.30% /°C   0.06% /°C   -0.40% /°C
---	-------------------------------------

## Specifications

Number of cells (matrix)	72 (6 x 12), three strings in a row   125 mm x 125 mm
Module dimensions (LxWxH) <sup>3</sup>   Weight	1580 mm x 808 mm x 35 mm   15.5 kg
Front-side glass	3.2 mm tempered highly transparent, anti-reflection solar glass
Frame	stable, anodised aluminium frame
Junction Box	At least IP65
Cable	4 mm <sup>2</sup> solar cable, cable length 0.9 m
Diodes	3 Schottky Diodes 15A/45V
Plug-in connection	MC4 or equivalent (IP67)
Hail test (max. hailstorm)	∅ 45 mm   impact velocity 23 m/s ± 83 km/h

The specifications and average values can vary slightly. Relevant is the corresponding data of the individual measurement. Specifications are subject to change without notice. Measurement tolerance depending on equipment: rated power +/- 3%, other values +/- 10%. All information given in this data sheet corresponds to DIN EN 50380. A potential light-induced degradation of the power after commissioning is not considered here. Further information in the installation manuals.

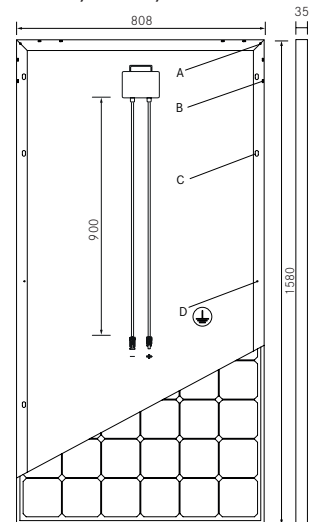
1 The specific warranty conditions are given under [www.luxor-solar.com/download.htm](http://www.luxor-solar.com/download.htm)

2 Horizontal mounted

3 Tolerance L/W = +/- 3 mm. H +/- 2mm, the dimensions given in the order confirmation will be decisive

4 Location and dimensions of holes on request

## Back - / Front -/ Side view<sup>3</sup>

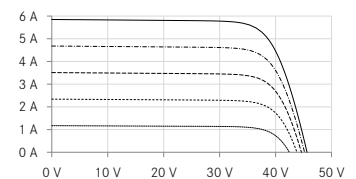


## Drilled holes<sup>4</sup>

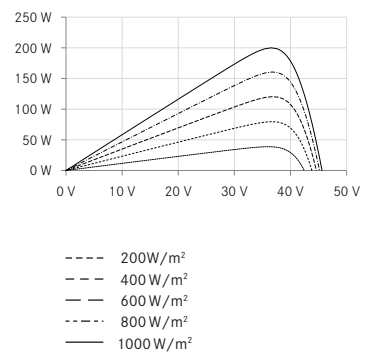
- A: 4 x drainage
- B: 16 x ventilation
- C: 8 x mounting
- D: 2 x earthing

## Electrical characteristics

UI-diagram e.g. LX-200M/125-72+



UP-diagram e.g. LX-200M/125-72+



Luxor, your specialised company



**IEC**  
IEC 61215  
IEC 61730



Guidelines:  
93/68/EEC  
2014/35/EU, (LVD)  
2014/30/EU, (EMC)

The validity of the certificates/listings for a specific country has to be examined under:  
[www.luxor-solar.com/download.htm](http://www.luxor-solar.com/download.htm)